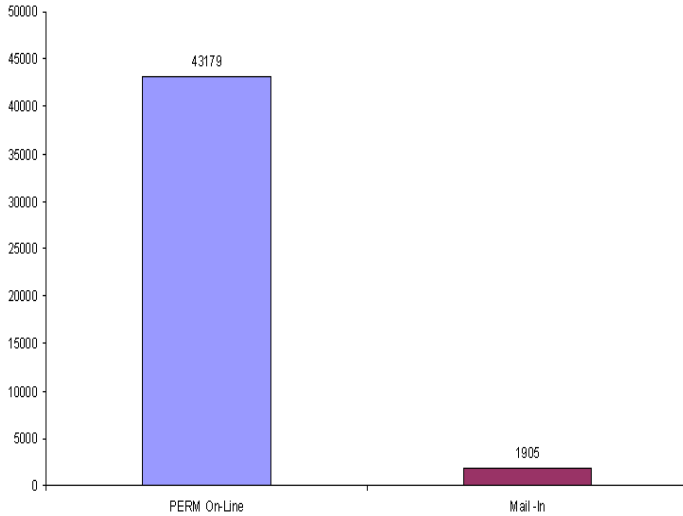


# OFFICE OF FOREIGN LABOR CERTIFICATION

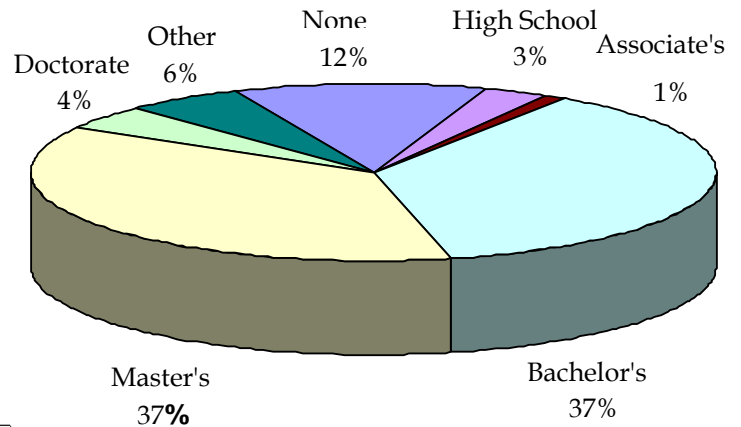
## Permanent Labor Certification Program – Selected Statistics, FY 2011

**Total Applications Received:**  
**(October 2010 – May 2011)**

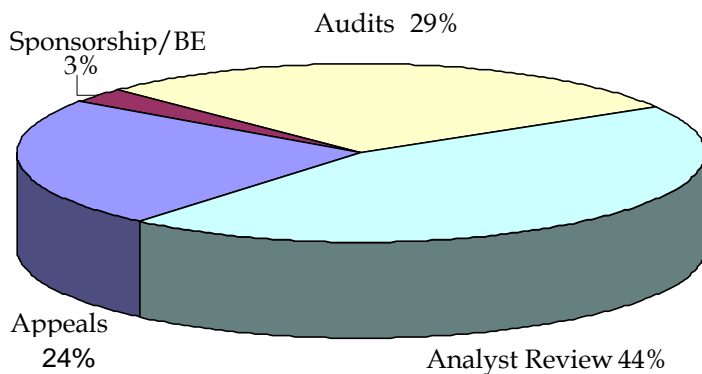


\*Note there has been a 63% increase in cases filed FY 2011 over cases filed in FY 2010

**Education Level of Active PERM Cases:**  
**22,200 Cases (As of 5/31/2011)**



**Processing Status of Active PERM Cases**  
**22,200 cases (As of 5/31/2011)**



**PERM Processing Priority Dates**  
**(As of 5/31/2011)**

Processing Area	Month	Calendar Year
Analyst Review	April	2011
Audits	September	2010
Standard Appeals	November	2008
Gov't Error Appeals	Current	